

# CLEARWATER

3 layouts available • Sleeps 4 - 6

We've worked hard to make the Clearwater the best entry-level holiday lodge on the market.

The only thing you'll love more than the Clearwater's classic styling, top quality features and open plan layout is its price point.



View our 360  
walk-through  
online tour



For more details  
visit [willerby.com](http://willerby.com)



Floor plans shown  
on page 17



Deluxe & Luxury  
Packs available





## Deluxe Pack

- ✓ Integrated Bluetooth MP3 sound system
- ✓ Integrated washer/dryer
- ✓ Integrated slimline dishwasher
- ✓ Storage footstool



## Luxury Pack

- ✓ Exterior spotlights to canopy
- ✓ Brushed chrome sockets and switches
- ✓ Two lounge floor lamps
- ✓ Kitchen plinth lighting
- ✓ Kitchen under locker lighting
- ✓ Soft close kitchen units



SCATTER CUSHIONS SUPPLIED DIFFER FROM THOSE SHOWN IN IMAGES

## KEY HIGHLIGHTS

### 1. LET THERE BE LIGHT

The open plan layout and abundance of windows throughout the lounge flood your living space with natural light.

### 1. AFFORDABLE LUXURY

If lodge living is something you've always dreamed of but not had the budget for, you will love the Clearwater's price point. No other entry-level lodge compares to its content or finish quality.

### 2. PULL UP A PEW

The Clearwater's lobby seating ensures you have plenty of space to change out of walking boots or wellies after holiday adventures - so no more muddy footprints in the lounge!

### 3. SLIDING DOORS

Double sliding patio doors give you direct access to your outside space and allow you to bring the outdoors in.

### 4. KEY UPGRADE

Need an extra slice of comfort? The Clearwater can be equipped with both a Deluxe Pack and a Luxury Pack (see p13).



*With our Willerby feature highlight you will never miss the special little touches we add to our homes.*



## STANDARD FEATURES

### EXTERIOR/STRUCTURE

- Vinyl cladding  
- standard colour white
- Energy efficient white PVCu double glazed windows and doors

### INTERIOR FEATURES

- Lobby seating to entrance
- Central heating system featuring high-efficiency condensing combi boiler (see p28)
- Brushed chrome and white sockets and USB outlets (see p28)
- Overhead attic storage lockers

### LOUNGE

- Single sliding patio doors
- Two seater sofas with scatter cushions
- Electric fire (see p28)
- Sideboard and coffee table
- Wall-mounted TV point

### DINING AREA

- Freestanding dining table
- Upholstered dining chairs
- Welsh dresser

### KITCHEN

- Integrated microwave (see p28)
- Integrated under-counter fridge and freezer
- Gas oven/grill (see p28) with glass splashback and extractor fan
- Separate 4-burner gas hob
- Cloakroom

### MAIN BEDROOM

- King-size bed with lift-up storage system
- Bedding pack  
- Cool Blue (see p54)

- Bedside cabinets
- Walk-in wardrobe
- Mirrored dressing table (and stool in 40ft models)
- Wall-mounted TV point

### ENSUITE

- Quad shower enclosure with thermostatic shower
- Dual flush WC and washbasin

### TWIN BEDROOM(S)

- 3ft wide single beds
- Bedding pack - Cool Blue (see p54)
- Bedside cabinet
- Walk-in wardrobe (two bed models)
- Wall-mounted TV point

### FAMILY BATHROOM

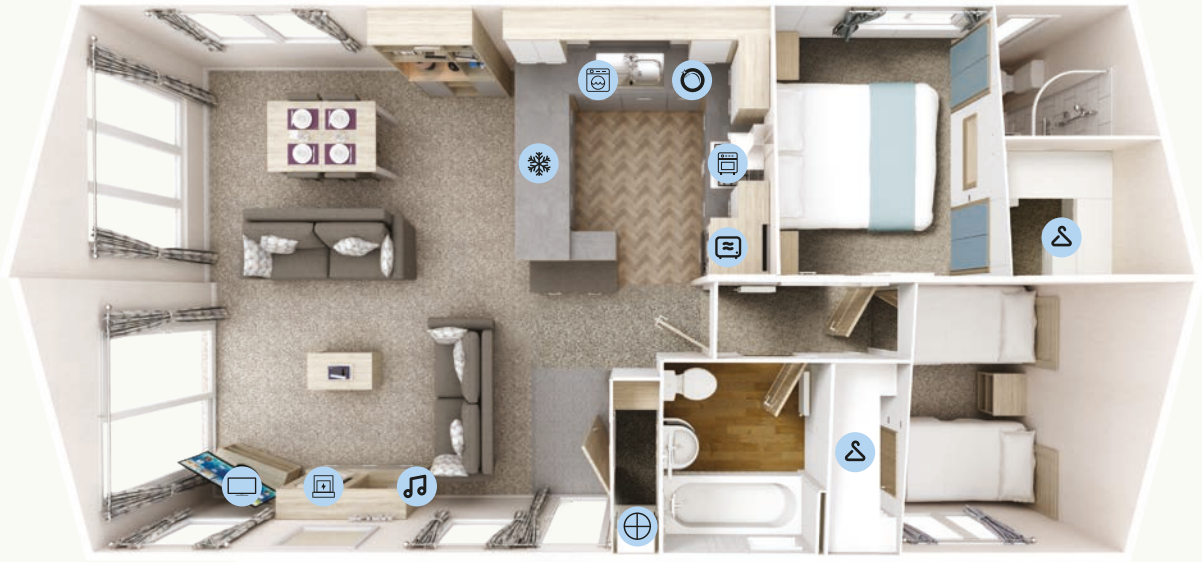
- Bath with overhead shower and screen (two bed models)
- Quad shower enclosure with thermostatic shower (three bed model)
- Dual flush WC and washbasin mounted on vanity unit



## OPTIONAL EXTRAS

- Deluxe Pack (see p13)
- Luxury Pack (see p13)
- Exterior cladding - CanExcel® options (see p60)
- Environmental Green rigid vinyl exterior with graphite windows (see p60)
- Moulded GRP front bargeboard
- Fully galvanised chassis
- Bay window
- Wireless thermostat
- Additional armchair to lounge
- Fold-out sofa bed to lounge
- Antique style mirror to lounge
- Additional dining chairs
- King-size or double bed to replace twin beds (second bedroom)
- Bath to replace shower in family shower room (three bed model)
- Shower to replace bath in family bathroom (two bed models)
- Residential Specification BS 3632 (2015)\* (see p66)
- European Specification (see p50)
- Simply Better Sleep mattress upgrade pack (see p54)
- Trace heating (see p6)
- Eco pack (see p6)

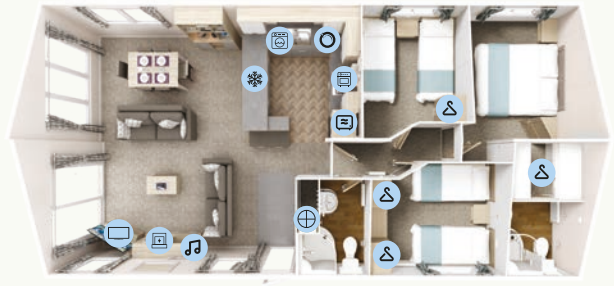
# FLOOR PLANS



Clearwater • 36 x 20 • 2 bedroom • sleeps 4




Clearwater • 40 x 20 • 2 bedroom • sleeps 4



Clearwater • 40 x 20 • 3 bedroom • sleeps 6

## Key

- |  |   |  |
|--|---|--|
|  Boiler       |  Microwave           |  Fridge-freezer |
|  MP3 position |  Fire                |  Wardrobe       |
|  Washer/dryer |  TV space            |  Cooker         |
|  Hob          |  Slimline Dishwasher |  |



For more images and videos of the Clearwater please visit us online at [willerby.com/clearwater](http://willerby.com/clearwater)

*Model designations shown for the above product(s) are not definitive dimensions. For actual dimensions please refer to the table on page 63.*

*Product photography shows the 40 x 20 2 bed model with optional deluxe pack and luxury pack. Lifestyle photography shows the 40 x 20 3 bed model with optional deluxe pack. Your holiday lodge may vary from product photography based on your chosen specification, options selected and availability of materials. Some of the items photographed (such as TV, DVD player, kettle, and ornaments etc.) are accessories used for illustrative purposes only and are not included. Specifications and options are accurate as of 3rd February 2020. All specifications and options are subject to change and are superseded by any subsequent publication. Additional product images can be viewed at [willerby.com](http://willerby.com)*