

# Clearwater series 2







TV and DVD player not included



Illustrated with optional bay window. TV and DVD player not included.  
Scatter cushions available as part of the optional 'Deluxe Pack'

With its rich, warm colour palette, comfortable soft furnishings, and a wide range of features as standard, the great value Clearwater lodge is the ideal choice for weekend getaways or family holidays.

With a lounge that offers direct access through the sliding patio doors to your outdoor space and an incredibly spacious dining area that benefits from windows to two aspects, the Clearwater provides an instant sense of freedom and relaxation.

Sumptuous high street inspired curtain fabrics, generous comfy seating, and the classic oak wood tones of the furniture combine to give this lodge a stylish appeal. The large modern kitchen, which can be configured to include a wide variety of optional appliances to meet your requirements, is at the heart of the vast open plan living space.

Bedrooms utilise contrasting wood tones to great effect, and the striking colours in the curtains are perfectly complemented by the addition of the optional luxury bedding. Large twin bedrooms can accommodate double beds if required, and the main bedroom features an incredible walk-in wardrobe space and spacious en-suite shower room.

To add some final personal touches, opt for the addition of the 'Deluxe Pack', a feature bay window, or select from a wide variety of exterior cladding finishes. Spacious, luxurious and with a real designer feel, the incredibly affordable Clearwater brings the dream of lodge ownership well within reach.





Integrated side-by-side fridge and freezer optional extra  
Kettle and toaster not included



Featured with optional bay window



Integrated side-by-side fridge and freezer  
optional extra



Integrated slimline dishwasher  
(part of the optional 'Deluxe Pack')



Integrated washer/dryer  
(part of the optional 'Deluxe Pack')





Bedroom 2  
Bedding optional extra



Bedroom 1  
Bedding optional extra  
and may vary from  
illustrated



Family bathroom



Unless otherwise stated all photography is of the 40 x 20 2 bedroom model shown in standard 'Beige' vinyl cladding.



Bedroom 1



En-suite shower room





For more information on the **Clearwater** scan here or visit [www.willerbylodges.com](http://www.willerbylodges.com)





# Features

## Lounge/dining area

- Double glazed sliding patio doors
- Two-seater sofas
- Flame effect electric fire
- Wall-mounted TV point (bracket not included)
- Low-level TV/storage unit
- Sideboard and coffee table

## Dining Area

- Freestanding dining table
- Faux leather dining chairs

## Kitchen

- Double cavity gas oven/grill with lift-up glass splashback lid
- Externally-vented designer extractor fan
- Stainless steel sink
- Laminate style vinyl flooring
- Spotlights
- Horizontal blind
- Cloakroom

## Bedroom 1

- Kingsize bed with lift-up storage system
- Framed headboard
- Bedside cabinets
- Walk-in wardrobe with hanging rails and drawers
- Overhead attic storage lockers (two bedroom model only)
- Wall-mounted TV point (bracket not included)

## En-suite shower room

- Quad shower enclosure with thermostatic shower
- Porcelain sanitaryware with wash basin mounted on vanity unit
- Dual flush WC
- Laminate style vinyl flooring
- Extractor fan
- Horizontal blind

## Bedroom 2

- Twin single beds
- Bedside cabinet
- Walk-in wardrobe with hanging rails and drawers (two bedroom model)
- Wall-mounted TV point (bracket not included)

## Family bathroom/shower room

- Bath with overhead shower and screen (two bedroom model)
- Quad shower enclosure with thermostatic shower (three bedroom model)
- Porcelain sanitaryware with wash basin mounted on vanity unit
- Dual flush WC
- Laminate style vinyl flooring
- Vanity mirror
- Extractor fan

## Structure

- Fully galvanised heavy duty twin axle chassis
- Steel pantile pitched roof
- Vinyl exterior cladding ('Beige' as standard)
- Energy efficient PVCu double glazed windows and doors
- Gas central heating system featuring high efficiency condensing combi boiler
- Energy efficient lighting throughout
- Exterior lights

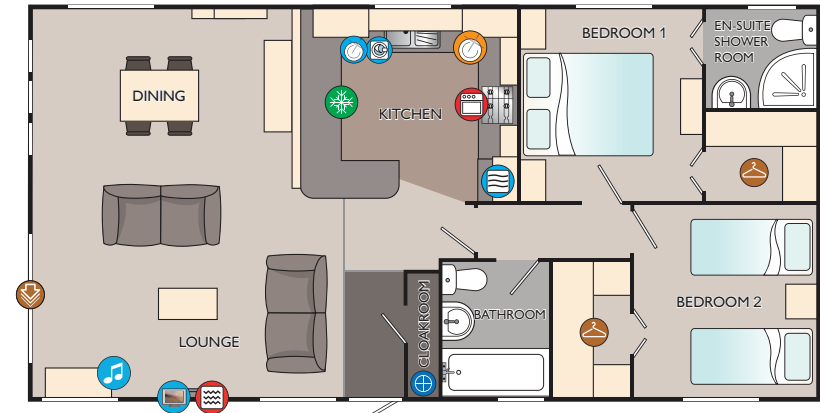
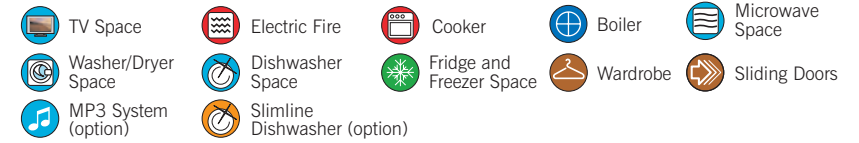
## Safety

- Smoke detector(s) with 10 year lithium battery
- Carbon Monoxide detectors
- 1kg powder fire extinguisher

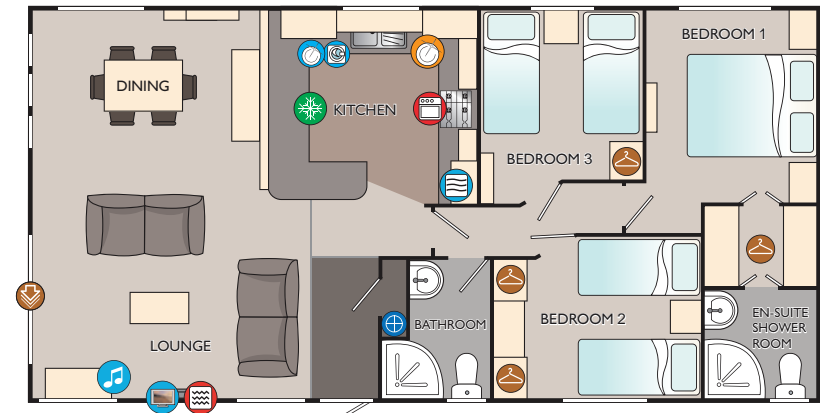
## OPTIONAL EXTRAS

- 'Deluxe Pack' - includes integrated microwave, washer/dryer, slimline dishwasher, co-ordinated bedding (duck egg), scatter cushions to lounge and voiles to bedrooms
- Bay window
- Pull-out sofa bed to lounge
- Additional armchair and footstool to lounge
- MP3 sound system with integrated speakers (see p42)
- Integrated side-by-side fridge and freezer
- Integrated microwave
- Kingsize or double bed to replace twin beds in bedroom two (model specific)
- Co-ordinated bedding
- Bath in place of shower in family shower room (three bedroom model)
- Shower in place of bath in family bathroom (two bedroom model)
- Moulded GRP front bargeboard
- Canaxel® cladding
- Genuine timber cladding
- 'Environmental Green' exterior cladding and window frames
- Residential Specification (BS 3632)\* (see p40)
- European Specification (see p40)

\*Refer to Park Licence and associated planning conditions when selecting Leisure (EN 1647) or Residential (BS 3632) versions of this product.



40 x 20 2 bedroom sleeps 4



40 x 20 3 bedroom sleeps 6

## External Dimensions

- A** Maximum length (roof length)    **B** Body length at floor level    **C** Body length including optional bay    **D** Maximum width (including gutters and bargeboards)    **E** Width at floor level    **F** Maximum height (roof apex)

Model	A	B	C	D	E	F
Clearwater 40 x 20 - 2 bedroom	12.97m	12.35m	12.82m	6.62m	6.10m	4.03m
Clearwater 40 x 20 - 3 bedroom	12.97m	12.35m	12.82m	6.62m	6.10m	4.03m